

LOKESWARANANDA

EYE FOUNDATION

A 100 BEDDED TERTIARY LEVEL REFERRAL EYE HOSPITAL



LOKESWARANANDA
EYE FOUNDATION

FIGHTING AGAINST BLINDNESS

Bringing Back The Colours of Life

AN EYE-CARE INITIATIVE

PARA , PURULIA ,WEST BENGAL, INDIA

NANRITAM

www.nanritam.in





India bears the highest burden of the world's blind.

SOME STATISTICS

- 1/4th of the world's blind live in India
- 45M Indians are visually impaired
- 12M are totally blind
- 4M new cases are added yearly

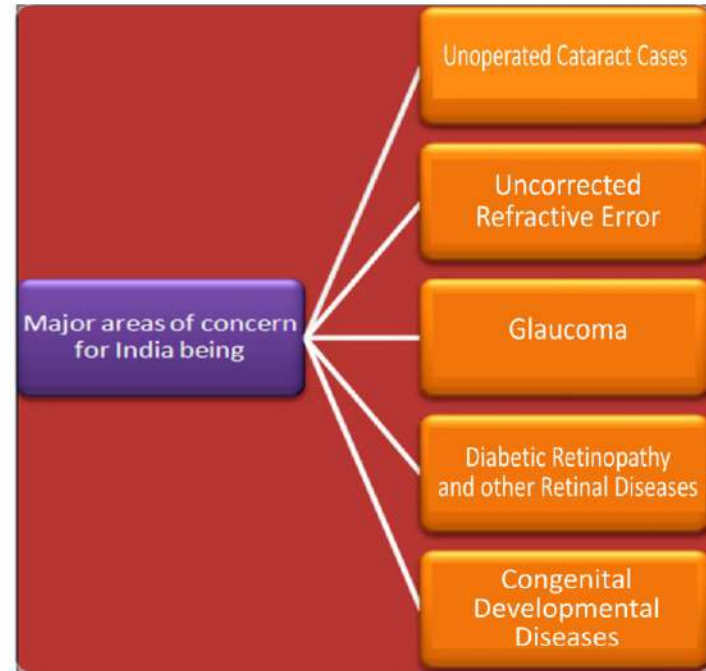
Fortunately, 80% of them can easily be treated

Background

One of the major preventable health problems in India with immense social, emotional and financial implications is visual impairment/blindness.

Survey indicates that :

- The prevalence of visual impairment is higher among population with lower socio-economic status.
- From gender point of view, females affected represent a higher number compared to males.
- Populations affected with visual impairment are found to be significantly higher in rural and backward areas as compared to urban areas.



All these eye problems which are correctable, needs to be addressed to reduce the brunt of visual impairment .

Though according to the Central Council of Health, "One of the basic human rights is the right to see and thus it must be ensured that no citizen goes blind needlessly", yet there are more than 0.9 million people in West Bengal itself who suffer from different forms of correctable visual impairment problems. This prompted Nanritam, a not for profit social welfare organization dedicated to serving humanity through its various educational, healthcare, cultural and sustainable livelihood initiatives, to embark on its battle against visual impairment in the tribal and rural belts of the backward district of Purulia, West Bengal. An eye-care project was adopted in 2006 with the objective to provide timely medical intervention to people handicapped by loss of vision so as to enable them to sustain themselves, constructively contribute towards their families and be reinstated as useful members of their family and society.

The Eye-care project of NANRITAM which started from a Mud Hut at Para, Purulia as Lokeswarananda Memorial Eye Unit (in memory of its mentor and inspiration, Swami Lokeswaranandaji Maharaj) has today taken the shape of LOKESWARANANDA EYE FOUNDATION ,a 100 bedded tertiary level Referral Eye Hospital for three districts of West Bengal - Purulia, West Midnapur and Bankura..



THE JOURNEY

2006

Monthly clinics were started in Para, Purulia by the ophthalmologists with instruments brought from Kolkata. The cataract cases detected were taken to Kolkata, operations were done at surgeon's city-based eye-care centre. Patients were then brought back to their base villages. All services were provided absolutely free of cost.



2007

Regular OPD services started at Para, Purulia with few basic instruments.



2008

A 1200 sq ft single storied structure was erected and an ophthalmic microscope was procured. Small OT constructed and surgeries started. This marked the beginning of the eye hospital -Swami Lokeshwarananda Memorial Eye Unit. 300 cataract surgeries were performed in the 1st year.



2009

Extension of the hospital building took place with up-gradation of the OPD and procurement of new instruments.



2010

Increase in turnout of patients demanded further expansion of hospital premises and more equipments were procured. The outreach team started to reach out to other blocks to screen more patients and patients needing surgeries were brought to base hospital at Para. Annual surgeries went upto 6000. The hospital was renamed LOKESWARANANDA EYE FOUNDATION.



October 2010, NRHM India comes forward to support the outreach program. LEF begins to reach out to more interior rural areas. Number of surgeries go up.



LOKESWARANANDA
EYE FOUNDATION

October 2010 : Being supported by NRHM, Lokeswarananda Eye Foundation starts extending cataract and other eye surgery services to extreme remote, inaccessible villages of 23 LWE blocks.

February 2012 : Hon'ble Chief Minister of West Bengal declared Lokeswarananda Eye Foundation to be upgraded to 100 bedded Referral Eye Hospital for all types of eye diseases for the district of Purulia , Bankura and Paschim Medinipur. The LWE patients from all those three districts would be offered free treatment. A formal order was passed for official hand-over of Mohanpur BPHC (West Midnapur) and Khatra Sub-Divisional hospital (Bankura) to Lokeswarananda Eye Foundation for the purpose of operating cataract surgeries.

Since Lokeswarananda Eye Foundation lacked the infrastructure to cater to the demands of increasing number of patients, Paschimanchal Unnayan Affairs (PUA), Government of West Bengal sanctioned Rs 3.05 crore for

- ▶ Expansion of infrastructure (construction of new hospital block and staff quarters).
- ▶ Acquisition of modern equipments.
- ▶ Acquisition of a mobile van for conducting camps.
- ▶ A bus for carrying patients back and forth from camps conducted in the LWE blocks.

10th April 2012 : The foundation stone for construction of the new hospital block was laid by the Hon'ble Minister of Paschimanchal Unnayan Affairs Department.

August 2012 : New equipments purchased and referral OPD starts.

November 2012 : Completion of construction of new OT Complex.

December 2012 : Completion of construction of OPD (ground floor). Surgeries started at the new OT complex including Retinal surgery and Glaucoma surgery.

January 2013 : Completion of construction of the 1st floor ward . Lokeswarananda Eye Foundation reaches 50 bed capacity .

December 2013 : Completion of construction of the 2nd floor of the hospital. Lokeswarananda Eye Foundation becomes a 100 bedded hospital. The staff quarters' construction completed.

27th January 2014 : Dr Sukumar Hansda , Hon'ble Minister-In-Charge, Paschimanchal Unnayan Affairs, Government of West Bengal, inaugurates the new hospital block.



Infrastructural Competence

Lokeswarananda Eye Foundation is today equipped both in terms of infrastructure and equipment, for undertaking more complicated eye surgeries like vitreo-retinal surgeries, glaucoma and diabetic and hypertensive retinopathies in addition to cataract surgeries.

CLINIC

Slit-lamps
Direct & Indirect Ophthalmoscopes
Auto Refractometer
All Tonometers (ST,NCT,AT, Rebound Tonometer)
Gonio & 90D Lens

DIAGNOSTIC

Biometer with Pachymeter
Humphrey Visual Field (Automated Perimeter)
OCT & FDT
USG B-Scan
Retinal Angiography (DFA)

PROCEDURE

Yag-Laser
Green Laser



The latest equipment procured by Lokeswarananda Eye Foundation is the tele-ophthalmology unit. This equipment will be sent to interior villages via a mobile eye unit . The uniqueness of this equipment is that :-

- The eye surgeon can directly look into the eyes of the patients seated at a remote village from the base hospital Lokeswarananda Eye Foundation itself and from Kolkata as well.

Thus doctor, specialists and patient can synergistically work together without any of them having to travel. Lokeswarananda Eye Foundation using this equipment will be able to penetrate interior villages, doctors can check the eye condition of the patients from the base hospital and those needing treatment can directly be brought to Lokeswarananda Eye Foundation.



The most recent addition in technical capacity has been through collaboration with a team from SLR Eye and Retina Pvt Ltd. Through this tie-up with SLR forum of BB Eye Foundation, Kolkata, Lokeswarananda Eye Foundation has been able to bring in the expertise of highly reputed Retina surgeons namely Dr Sourav Sinha, Dr Rupak Biswas and Dr. Lav Kochgaway. Following this collaboration, specialized Retina surgeons from SLR Eye and Retina Pvt. Ltd. come down twice a week to Lokeswarananda Eye Foundation and perform Retina surgeries.



Technical competence of **Lokeswarananda Eye Foundation**

At Lokeswarananda Eye Foundation, we have a dedicated and highly qualified team of Ophthalmologists and physicians mostly from Kolkata , This team is headed by **Dr. Ashis Chatterjee**, Chief Ophthalmologist and Vice-President of NANRITAM.



Dr. Abrojit Chatterjee

Dr. Arkaprava Ghosh

Dr. Debnath Chattopadhyay

Dr. Harisadhan Mandal

Dr. Krishnandu Nandi

Dr. Lav Kochgaway

Dr. Monojoy Banerjee

Dr. Pashupati Saha

Dr. Prasanta Chakraborty

Dr. Rupak Biswas

Dr. Sourav Sinha

Dr. Suparna Sinha

Dr. Surindar Prakash

Dr. Tathagoto Dey

Dr. Tushar Kanti Ghosh

Dr. Vaibhav Srivastav

Dr. Bharati Bakshi

Dr. Shyamal Kanti Datta



Service offered

OPD

(Having a monthly turn-over of over 3000 patients.)



Diagnostics (Biometry , Pachymetry, Automated Perimetry , USG , OCT , FDT , Retinal Angiography)

Medical Ophthalmology

Squint clinic

Glaucoma clinic

Retina clinic

Laser (YAG and Green)

IPD

Cataract surgeries with IOL implantation.
(including Phaco)



Endo DCR procedure (Most advanced SAC surgery)

Glaucoma surgeries

Vitreo
surgeries

Retinal

Squint surgeries

Other surgeries (Sac , Lid
surgeries etc)

Patients from OUT-REACH

Cataract screening



Pre-operative tests (such as BP/Sugar/needle syringing)

Refraction and basic eye
care management

Patients needing
further treatment or
surgery are referred
to LEF.

Screened patients transported
from the camp site to LEF for
cataract surgery .

Detailed examination
and USG done prior
to surgery.

Surgery is done next day free of cost. Food and lodging provided

Post surgery, patients are
discharged after 1st post-
operative check-up.

2nd and 3rd post-operative check-ups are done
on the 7th day and after 4 weeks respectively
in the original camp venue.

Spectacles are distributed
at their doorsteps on a later
date by LEF volunteers.

Tele- Ophthalmology unit

Allows the eye surgeon to look into the eyes
of the patients in a remote village from the
base hospital Lokeswarananda Eye
Foundation and also from Kolkata .



Eye surgeon can even consult with other eye surgeons through direct conferencing .

Helps to reach out to more interior villages.



Statistics for the year 2013 -2014	Figures	Figures
1. OPD		44,459
2. Total IPD patients*		9,837
a) Cataract surgeries including PHACO	7,442	
b) Vitreo-Retina surgeries	158	
c) Glaucoma surgeries	20	
d) Other surgeries	272	
e) Medical treatment done **	1,945	
3. Total out-reach patients		39,272
a) Total out-reach camps	1,082	
4. Refractive error		21,802
5. Patients undergoing Procedures and Investigations		3,500
6. Emergency Management		970
Total patients examined		1,19,840

**Patients come from 23 LWE blocks of Purulia, Bankura and West Midnapore, stay back for pre-operative tests, surgery and post-operative management, thereby occupying IPD beds for 2 nights.*

*** For pre-operative patients with hypertensive/diabetic problems and medical Ophthalmology.*



An overview of Lokeswarananda Eye Foundation activities

Cataract	Free Cataract Surgery with IOL Implantation Phaco Surgery with Foldable Lens YAG Laser Capsulotomy
Squint & Amblyopia Clinic	Orthoptics Squint Surgery
Glaucoma Clinic	Screening / Tonometry for all Pachymetry Automated Perimetry (AP) Frequency Double Tomography (FDT) Optical Coherence Tomography (OCT) YAG Laser Glaucoma Surgery
Vitreo Retinal Services	
Medical retinal services	Ultra Sonography - B- Scan Retinal Angiography (DFA) Optical Coherence Tomography (OCT) Retinal Argon Laser Fundus Photography Diabetic Retinopathy Clinic ARMD Clinic Anti VEGF Injection
Surgical Retinal Surgeries	Vitrectomy. Retinal Detachment Surgeries. Macular Hole Surgeries. Trauma Related Retinal Surgeries. Vitrectomy for Diabetic Retinopathy. Scleral Fixation IOL.

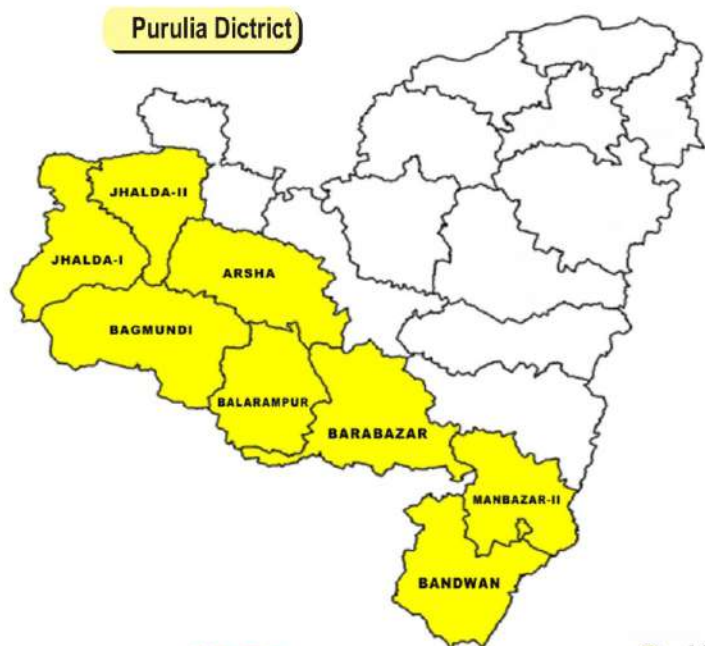
Lokeswarananda Eye foundation in LWE blocks

Lokeswarananda Eye Foundation conducts fortnightly camps in 23 LWE blocks of Purulia, Bankura and West Midnapore. Thus, in a month Lokeswarananda Eye Foundation conducts minimum 46 camps in the LWE blocks. This initiative of Lokeswarananda Eye Foundation is financially supported by NRHM, allowing Lokeswarananda Eye Foundation to reach out to interior-most villages and provide free of cost eye surgeries to the extremely backward population. As per the Government order Lokeswarananda Eye Foundation performs fortnightly clinics in BPHC /PHC of under mentioned blocks in the 3 districts shown in the maps.

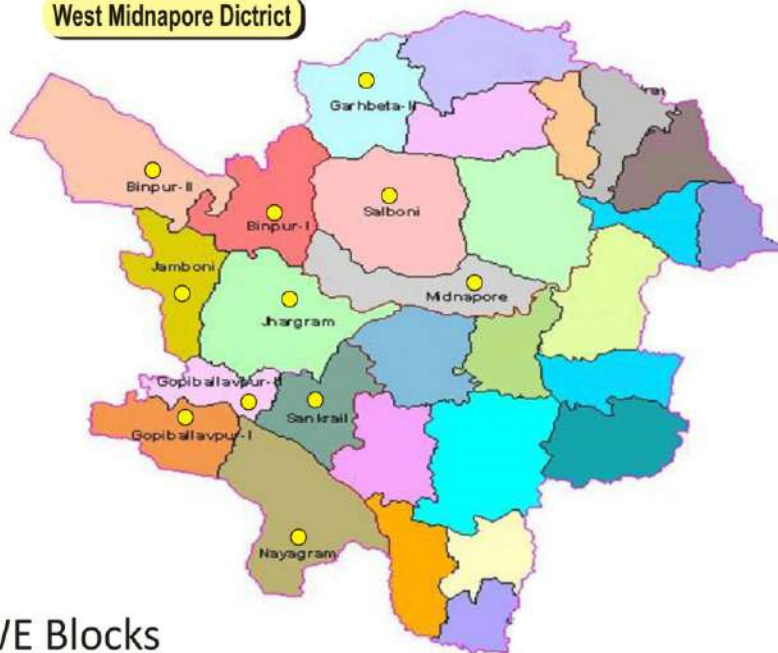
Glimpse of distance to be covered to conduct camps in 23 LWE blocks .

For LWE blocks in Purulia	Minimum distance to be covered 60 km (Arsha). Maximum distance to be covered 80 km (Bagmundi).
For LWE blocks in West Midnapur	Minimum distance to be covered 30 Km (with respect to Jhargram station near which a Lokeswarananda Eye Foundation team is stationed). Maximum distance to be covered 80 km (Nayagram). (With respect to Jhargram station near which a Lokeswarananda Eye Foundation team is stationed).

Purulia District



West Midnapore District



Bankura District



The Government has also passed an order assigning Lokeswarananda Eye Foundation to conduct basic cataract surgeries at -

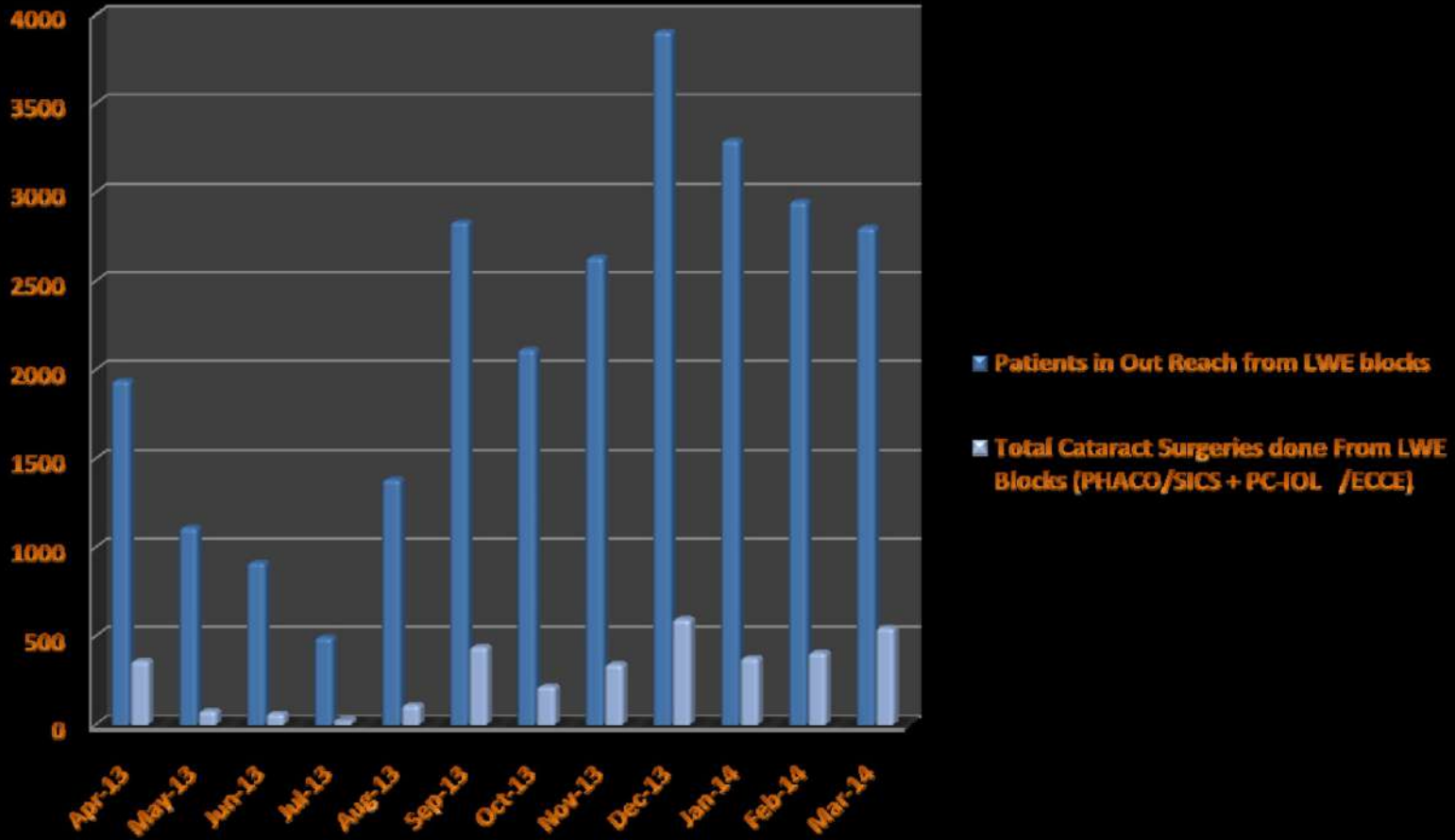
- Khatra Sub-Divisional hospital for patients from 4 LWE blocks of Bankura
- Mohanpur BPHC for patients from 11 LWE blocks of West Midnapore
- Lokeswarananda Eye Foundation for 8 LWE blocks of Purulia.

Through this order, patients from the 3 districts would be referred directly to Lokeswarananda Eye Foundation for any eye related intervention other than cataract.

Statistics (LWE blocks)

	Number
Total No of Outreach Camps in LWE blocks	800
Total Patients examined in Out Reach camps from LWE blocks	26,390
Total Cataract Surgeries done from LWE Blocks (PHACO/SICS + PC-IOL /ECCE)	3,575
Total no of Procedures (YAG/ GREEN LASER/ OCT/HVF/USG/FDT/DFA/FP) done from LWE Blocks	1,375

In 800 out reach camps conducted in 23 LWE blocks , 26390 patients were examined and 3575 cataract cases were operated free of cost



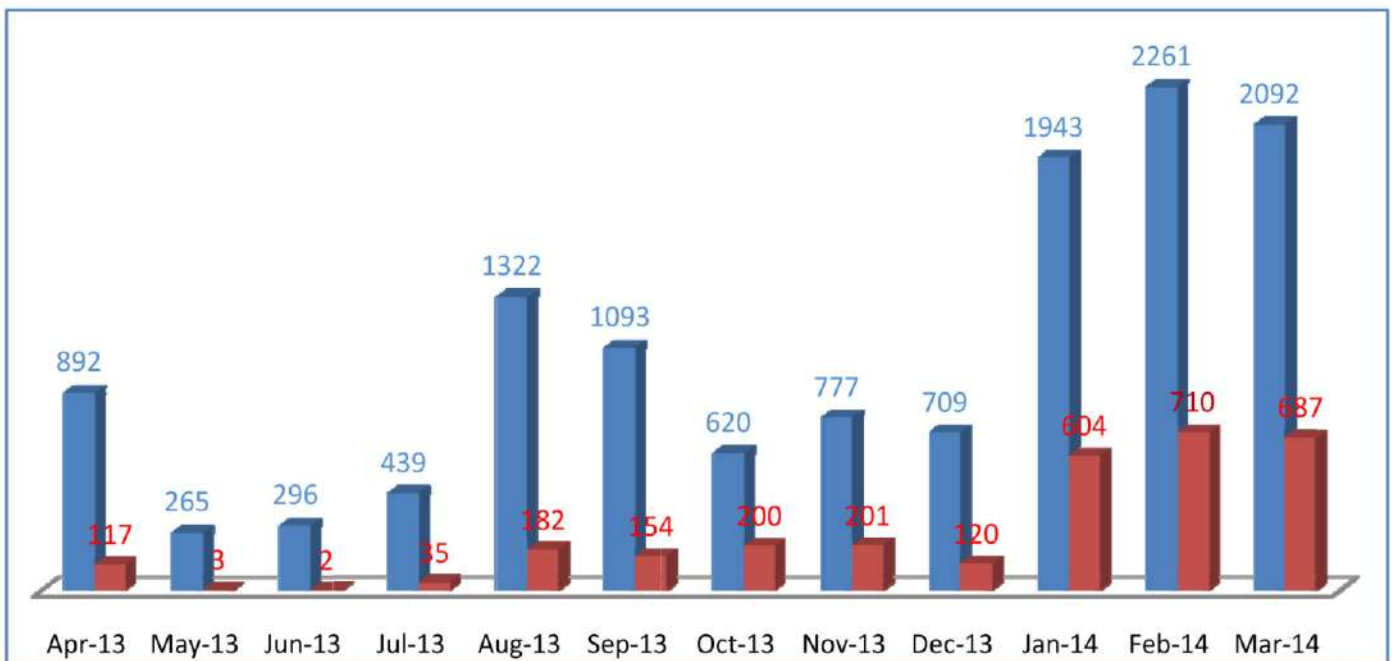
NON-LWE BLOCK

Even in the Non-LWE Blocks, Lokeswarananda Eye Foundation raises its own fund to perform free of cost eye surgeries for the underprivileged population.

Statistics (Non-LWE blocks)	Number
Total No of Outreach Camps in non-LWE blocks	282
Total Patients examined in Out Reach camps from non-LWE blocks	12,709
Total Cataract Surgeries done from non-LWE Blocks (PHACO/SICS + PC-IOL /ECCE)	3,015
Total no of Procedures (YAG/ GREEN LASER/ OCT/HVF/USG/FDT /DFA / FP) done from non-LWE Blocks	2,125

In 282 out-reach camps conducted in non LWE blocks , 12,709 patients were examined and 3015 cataract cases operated free of cost

- Patients in Out Reach from non-LWE blocks
- Total Cataract Surgeries done From Non-LWE Blocks (PHACO/SICS + PC-IOL /ECCE)

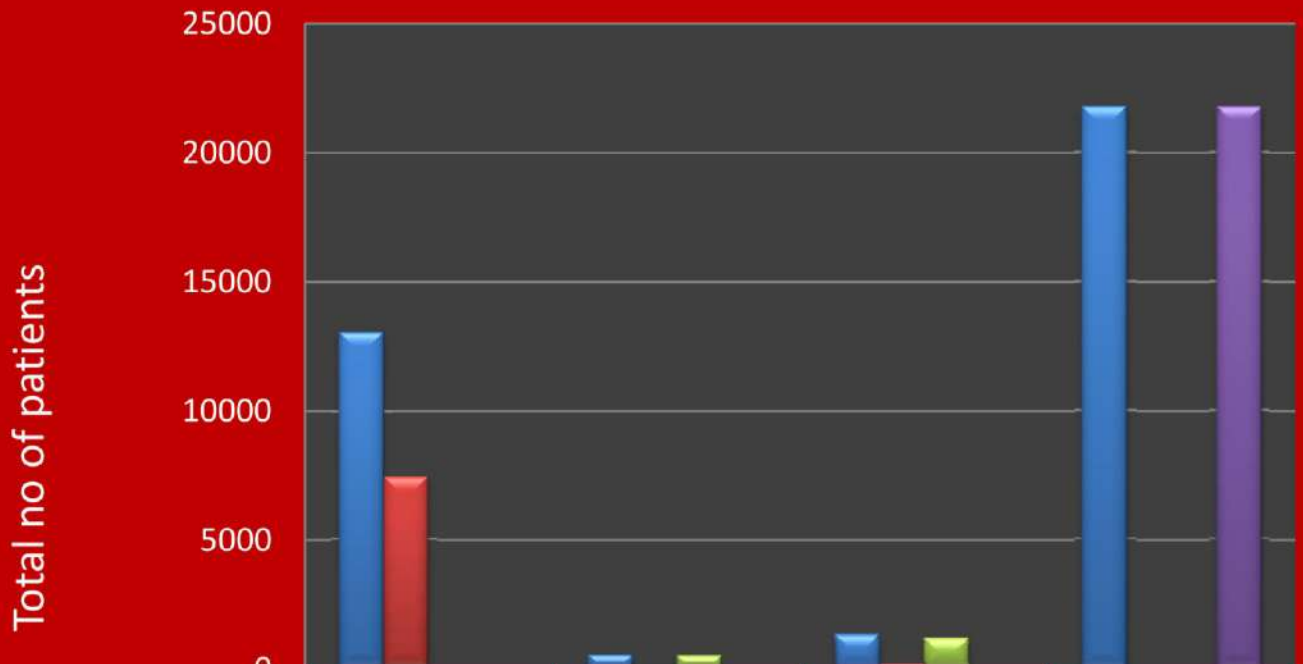


Welcome to
**Lokeswarananda
Eye Foundation**



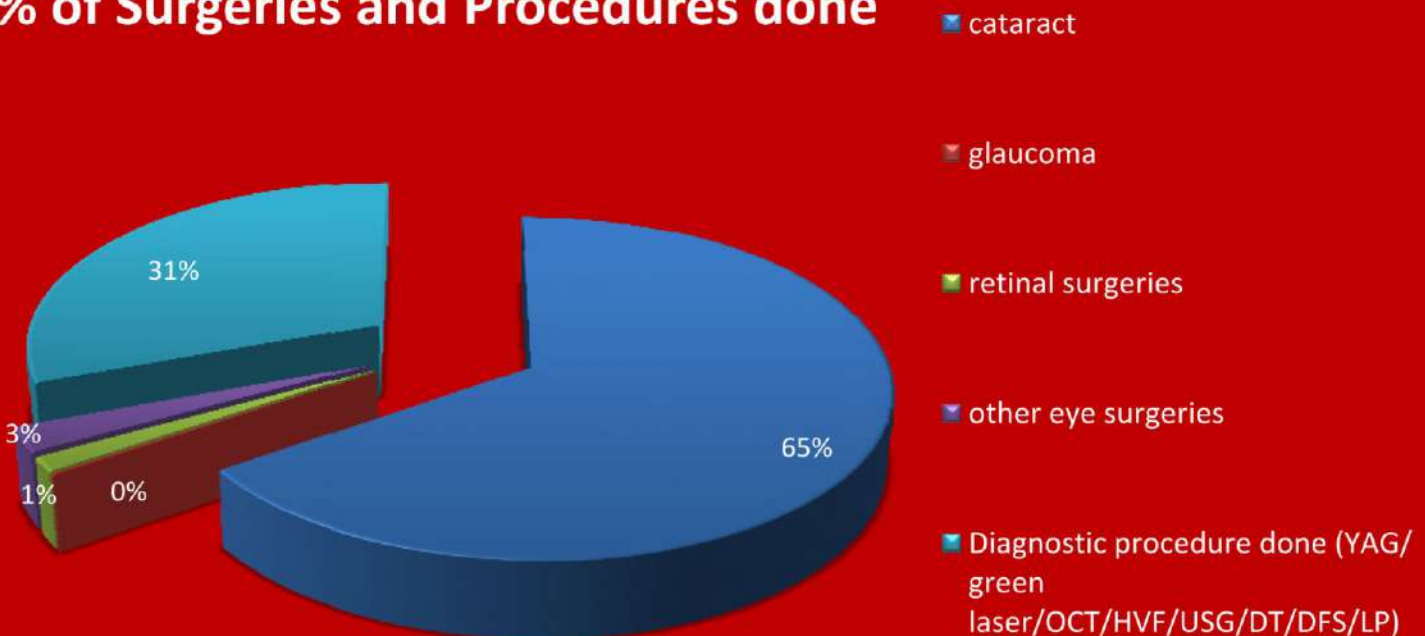
Activity Statistics for the year 2013-2014

No of patients with different eye problems and corrective measures undertaken



	Cataract	Glaucoma	Retinal problems	Refractive errors
Total patients examined	13084	585	1353	21802
Total surgeries done	7447	20	158	0
Procedures & Medical Management done	0	535	1195	0
Refractive error corrected	0			21802

% of Surgeries and Procedures done



Case studies

Case - 1

Bikas Orang (13 years, Male, MRD No. TT-1887), suffering from poor vision left eye since early childhood, untreated till date attended at Kolabira Camp on 12th March 2014.

Patient had normal vision in right eye, PL+ and PR-accurate in left eye, diagnosed to have developmental mature cataract in left eye. USG was apparently normal Cataract surgery with IOL left eye was done on 15th April 2014 → Vision improved to 3/60.

Patient is now undergoing treatment for dense amblyopia with expectation of further improvement.

Case - 2

Smt. Matangini Majhi (30 years, female, MRD No. F33403) attended OPD with severe pain and sudden, marked diminution of vision right eye on 24th January 2014 . Vision right eye was counting fingers only, left eye normal. Clinical diagnosis was Neuroret in it is right eye which was confirmed by Fundus Angiography and Optical Coherence Tomography. Patient was treated with systemic steroid. With waxing and waning condition is now stable– vision right eye has now improved to 6/9 on 9th April 2014 (confirmed by Fundus Angiography and Optical Coherence Tomography).

Case - 3

Smt. Kalima Khatun (41 years, Female, MRD No. F32186) attended OPD on 25th December 2013 with history of diminished vision right eye.

With correction, vision right eye was 6/18 and left eye 6/6 P. Patient was detected to have RPED with peripheral Retinal Hole in right eye and Horse Shoe Tear with sub-retinal fluid in left eye that is impending retinal detachment left eye.

Barrage Laser Photo Coagulation was done on both eyes on 25th December 2013.

Follow-up on 8th January 2014 showed retinal breaks sealed, fluid resorbed and thus retinal detachment prevented in left eye.

Case - 4

Smt. Garhi Bauri (60 years, Female MRD No. F8149) a patient with cataract right eye and Pseudophakia left eye attended OPD on 17th January 2014. Patient had lost his vision in left eye again. Vision in left eye was PL+, PR accurate. Left eye was diagnosed to have Macular Hole with Retinal Detachment.

On 21st January 2014 VITRECTOMY+FGE+EL+SOL was done in left eye.

Follow-up on 11th February 2014 showed incomplete sealing of Macular Hole.

On 12th February 2014 repeat VITRECTOMY+FGE+EL+C3F8 left eye was done.

Follow-up on 20th March 2014 showed sealed Macular Hole with re-attached Retina → vision improved to 6/24 P in left eye.

Case - 5

Sri Sunil Das, (34 years, Male, MRD No. F34735) attended OPD on 20th February 2014 with history of black spot in visual field left eye.

Vision right eye was 6/12 and left eye was 2/60. Diagnosis was right eye small PED (Pigment epithelial detachment) and left eye Central Serous Retinopathy (CSR) with PED, which was confirmed by OCT on 26th February 2014.

Fundus Angiography followed by Laser Photocoagulation left eye was done 12th March 2014.

Follow-up on 16th April 2014 showed resolved CSR in left eye — vision improving to 6/12.

Plans in Pipe-line

1. Paediatrics Ophthalmology. 2. ROP services – RETCAM. 3. Rehabilitation of visually handicapped. 4. Collaborative scientific Clinical Research. 5. Fellowship program for DO / MS (Ophthalmology) 6. Optometry courses.

There are some places where one has to just visit and see and one feels hope. Nannitam's workplace in Para, Purnia, is such a place. ~~It~~ This is one place which demonstrates what a few good men and women can achieve. From helping people losing their eyesight, through handicapped children, to farmers trying to increase their productivity, Nannitam is involved in all. I am leaving today feeling optimistic for India.

Inspiring Words

Dr. Kaushik Basu
Senior Vice-President and Chief Economist
World Bank

Kaushik
KAUSHIK BASU

Date 21.02.2016
Page

Swami Vivekananda inspired Indians to take up the responsibility of manifesting the Divinity by serving God in human being, specially who are helpless and subject to tyranny of cast system and poverty.

Nannitam has taken up that noble responsibility through all of you, brothers and sisters, who are so profoundly dedicated to the cause as lived and preached by our dear and Revered Lokeshwaranandaji.

May you all attain peace and perpetual bliss by your devoted service - is my prayer to Sri Ramakrishna Holy Mother, Swami Vivekananda and his three noble their glorious glorious Child Swami Lokeshwaranandaji Ji. - is my humble prayer.

I am really humbled to seeing the dedication and pure spirit of service.

Swami Sarvadevanandaji Maharaj
Minister in Charge
Hollywood Vedanta Centre

Love and regards
for you all
Sarvadevanandaji
Hollywood, CA
Feb 14, 2014

I knew Nannitam earlier. It was in the realm of Virtual. Visit to its Campus & the enriching experience transformed the state of virtuality to a reality.

Age old wisdom suggests - "Seeing is believing." It was more than believing for me. Overall environment, at large, has been pushing me to the threshold of cynicism. Nannitam dusted my hope and lots of positive strokes. It taught me again of human potential. It also ~~has~~ helped me to believe what attitude ~~to~~ can make.

The otherday I got a sms from a friend. It said "I am deeply religious. And my religion is thinking and doing good for others." I trust, nothing I can describe Nannitam better. Best Wishes.

Mr. Amitava Guha
Ex-Chairman of SBI Bank

Amitava Guha

Thank you Donors!

Thousands of under privileged people that avail the services of Lokeswarananda Eye Foundation across the districts are able to do so because of the supports, big and small, extended for the cause by the ordinary citizens from all over the country. In addition, Lokeswarananda Eye Foundation gratefully acknowledge the significant contributions of the Government and Corporate donors.



Government of West Bengal Department of Health & Family Welfare



We are thankful to

Mr Sanjay Kothari

Alokon Eye Care


SLR Eye and Retina Eye Pvt Ltd.

Appeal

1. Lokeswarananda Eye Foundation invites National/International volunteers to come, stay and experience working in a rural remote village of India .
2. Lokeswarananda Eye Foundation appeals to individuals/organizations to come forward and help in building capacity by funding to construct :
 - ▶ Larger wards to accommodate more patients.
 - ▶ Rest room for OPD patients coming from distant interior locations.

VITAL DETAILS OF NANRITAM

Name of Agency :	NANRITAM
Contact Details :	28 /1/2, Selimpur Road, Flat – 6, Kolkata – 700031, West Bengal E-Mail:nanritam@gmail.com Website: www.nanritam.in
Contact Person :	Ranjana Sengupta Secretary, Nanritam +91 9830044003 / +91 9830040033 Email: nanritam@gmail.com
Date of Establishment :	February 20, 2002
Registration Number :	S /11/ 8102 of 2001 - 2002
Permanent Account Number :	AAAAN 2389J (Income Tax)
FCRA No. :	147120781
Bank Account Details :	United Bank Of India (for Local) Bose Pukur Rajdanga Branch, 27-G Bose Pukur Road , Kolkata - 700042 Account No : 0955010108714 IFSC : UTBI0 BOSC90 MICR : 700027167 United Bank Of India (for Foreign Currency) 293/1, B.B.Chatterjee Road Kolkata - 700042 Account No : 0074010155063 IFSC : UTBI0 KAS151 RTGS : UTBIINBB0BC MICR : 700027029



All contributions to NANRITAM are exempted from Income Tax under U/S 80(G) of Income Tax Act.



Lokeswarananda Eye Foundation is named after Swami Lokeshwaranandaji Maharaj, the highly revered monk of the Ramakrishna Order. His life was a living example of the ideology Swami Vivekananda preached – “Service to man is service to God”. Guided by this philosophy, Lokeswarananda Eye Foundation began its humble journey in 2008 as a 6-bedded Eye unit and gradually grew to be a 100-bedded Tertiary care Eye Hospital as it is to-day. Our sincere effort is to make Lokeswarananda Eye Foundation an instrument of the Divine will. It is in that spirit that we meet our day to day success as well as our hard-ships and limitations.

